

IITS Cloud (iitscloud@uasystem.ua.edu) has created a Zoom account for you. Please: [Click this link to view step-by-step instructions](#)

[Click here to activate your account](#). Accounts need to be activated within 30 days.


If the link above does not work, paste this into your browser:

https://uasystem.zoom.us/activate?code=UBpRw3YdcEA8SXYIn0rQmGOLgVVOH99TbDlbKprS0Wo_BQUAAAFaZ4YRBwAnjQARZ2xhc3Nzd0BnbWFpbC5jb20DFjR0bl94c3JlVGEtOE1jSjlkX0Uxv3dkFmxOeXFnLXkxUXk2bG5TRXR3NFNRMVFAFkjt2VlSjA1VGp1QjZmSmp1cUdmb2c&fr=hostinvite

If you need additional help, please visit our [Support Center](#) or call 205-975-6854.

Thank you.
UA System - IITS

1 Account Info ---- 2 Invite Colleagues ---- 3 Test Meeting



Welcome to Zoom

Hi, glasssw@gmail.com. Your account has been successfully activated. Please set your name and password to continue.

First Name


Last Name

Password

Confirm password

Please Complete

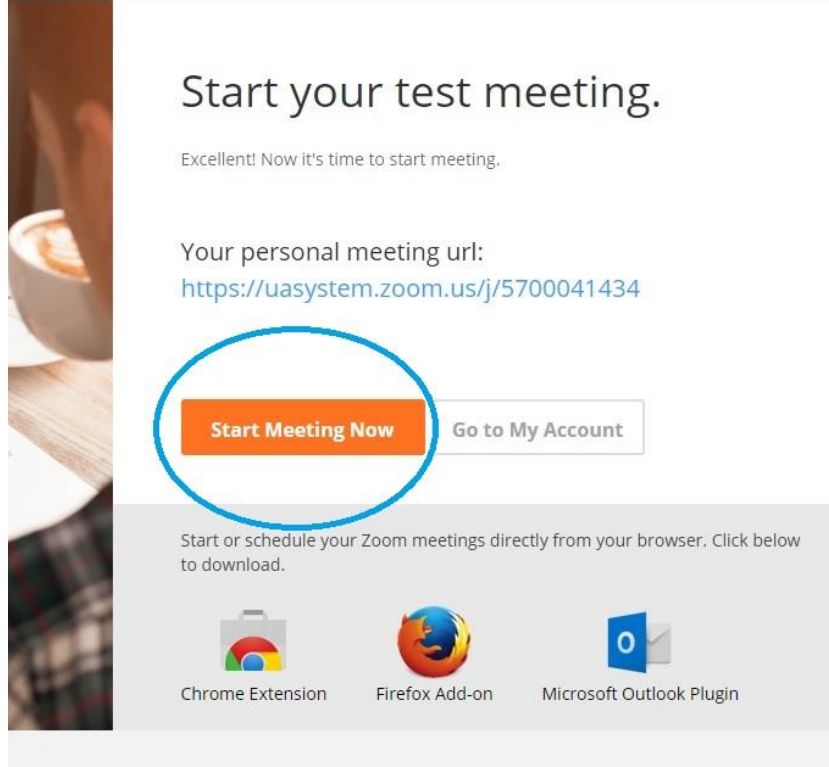
2 Invite Colleagues ---- 3 Test Meeting



Don't Zoom Alone.

Invite your colleagues to create their own free Zoom account today! [Why invite?](#)

[Add another email](#)



Start your test meeting.

Excellent! Now it's time to start meeting.

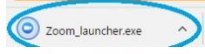
Your personal meeting url:
<https://uasystem.zoom.us/j/5700041434>

Start Meeting Now Go to My Account

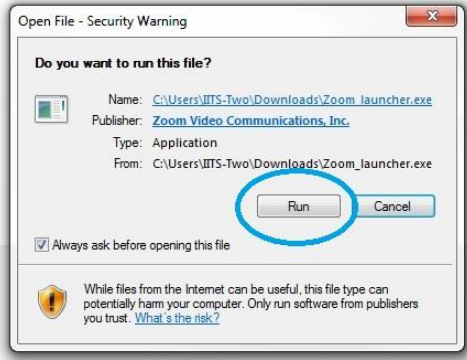
Start or schedule your Zoom meetings directly from your browser. Click below to download.

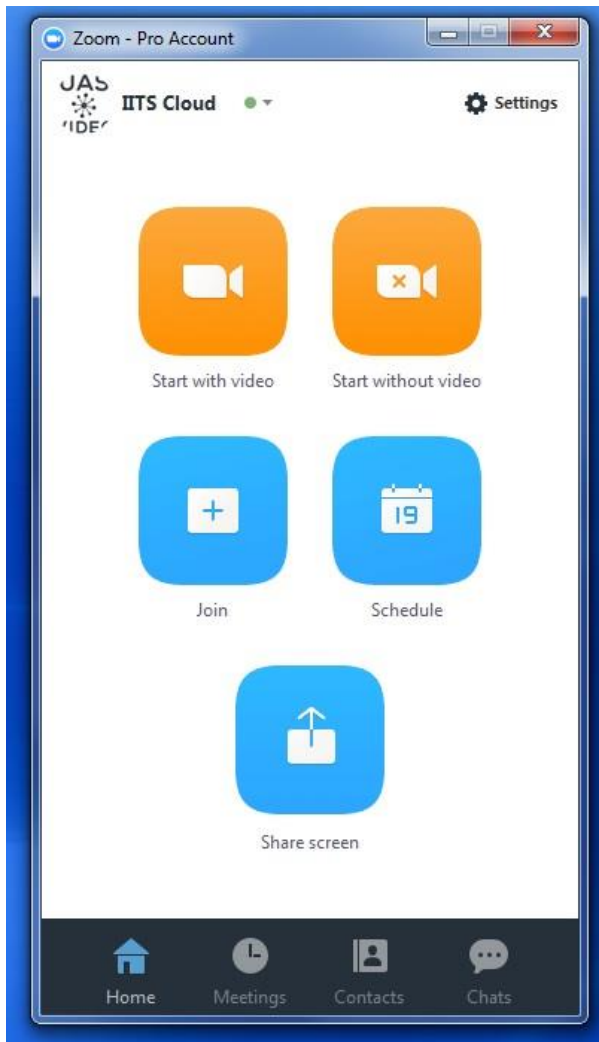
Chrome Extension Firefox Add-on Microsoft Outlook Plugin

A download should start automatically in a few seconds.
If not, [download here](#).



A download should start automatically in a few seconds.
If not, [download here](#).





**YOU ARE
READY TO ZOOM!**